



MAXITECH INTERNATIONAL HOLDINGS LIMITED

全美國際控股有限公司\*

(於開曼群島註冊成立之有限公司)

(股份編號：8136)



2007



2

3

5

10

12

16

23

24

25

26

27

28

29



30  
2  
12 1209

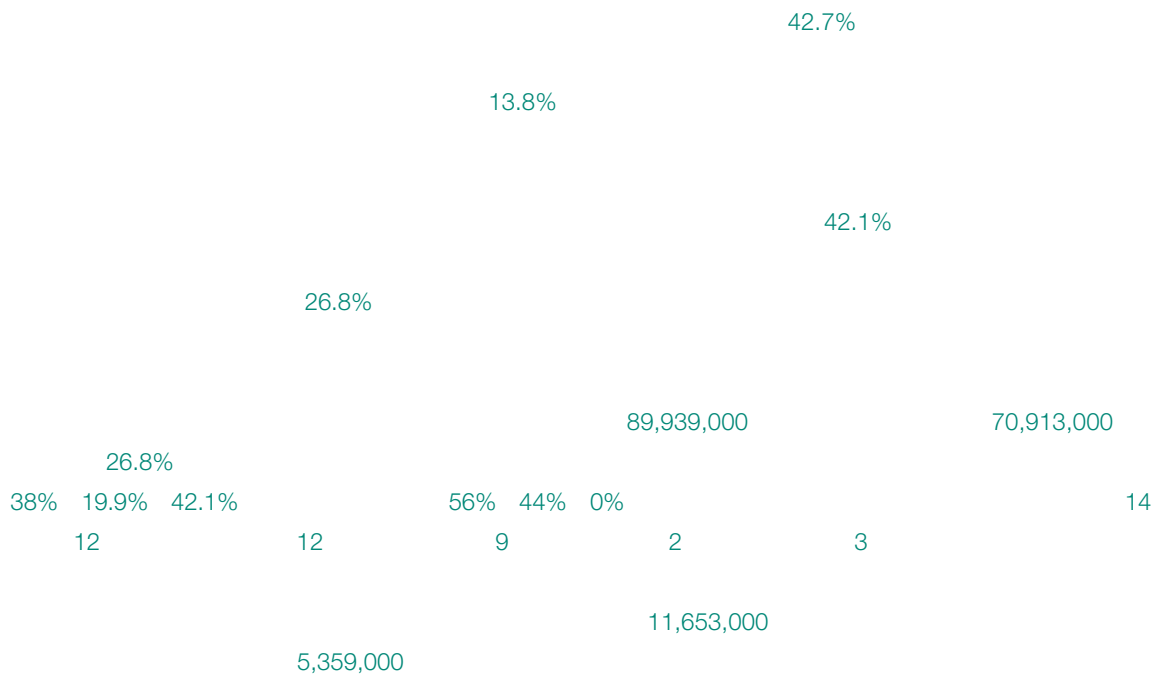
Cricket Square  
Hutchins Drive  
P.O. Box 2681  
Grand Cayman KY1-1111  
Cayman Islands

Bank of Bermuda (Cayman) Limited  
P.O. Box 513GT  
2nd Floor  
Strathvale House  
North Church Street  
George Town  
Grand Cayman  
Cayman Islands  
British West Indies

CA, CPA  
AMA, CPA(Aust), CPA

28  
26

8136







DVD

			26.5%	1.5%
	37,836,000		2,062,000	
			11,653,000	
			89,939,000	70,913,000
26.8%		42.1%	13.8%	42.7%
			11,653,000	5,359,000
			30,637,000	5,089,000
3,962,000	23,141,000			
			583,000	583,000
83,000	500,000		500,000	83,000
				0.03



	38,100,000		38,100,000
249,302,000			747,906,000
	763,206,000	15,300,000	
		Virtue Partner Group Limited	
		1,036,794,000	
1,800,000,000			
		Richfield (Holdings) Limited RHL	
		456,000,000	
		0.6	
RHL	255,000,000		425,000,000
2,225,000,000			

DVD





	<b>7,876</b>	6,165
	<b>4,178</b>	3,905
	<b>12,054</b>	10,070




	<b>34,238</b>	39,715
	<b>17,865</b>	31,198
	<b>37,836</b>	
	<b>89,939</b>	70,913
	<b>67,738</b>	53,664
	<b>17,243</b>	5,617
	<b>2,176</b>	9,393
	<b>2,024</b>	1,744
	<b>758</b>	495
	<b>89,939</b>	70,913

13.8%      34,238,000      39,715,000

22,000      11,242,000      11,264,000

66.8%      6,623,000      19,934,000

42.1%      37,836,000





EVI 38 EVI

EVI

38

Prime Investments Holdings Limited

51

50

60



42

Take 1

44

37

EVI

EVI

36



15

(ii)

(i)

5.48 5.67

10



A.4.2

5.09

---

3/4  
3/4  
3/4  
3/4  
3/4  
3/4  
1/4  
1/4  
1/4  
1/4  
1/4



---

1/1  
1/1  
1/1  
1/1

330,000





5.28 5.33

---

3/4  
3/4  
3/4  
1/1  
1/1  
1/1



Limited

Maxitech International Holdings Limited

FX Creations International Holdings

15

5

24 58



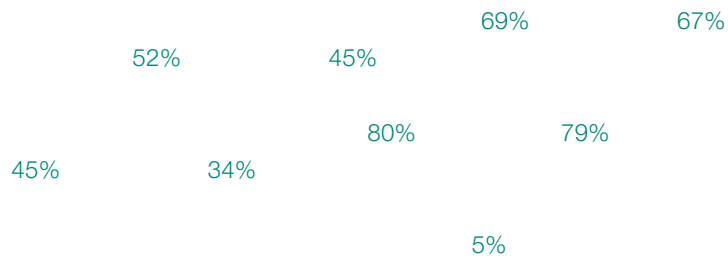
	<b>89,939</b>	70,913	69,893	65,847	59,564
	<b>(11,195)</b>	(5,300)	(9,728)	644	2,253
	<b>(458)</b>	(100)	(223)	(281)	(542)
	<b>(11,653)</b>	(5,400)	(9,951)	363	1,711
	<b>(11,653)</b>	(5,359)	(10,045)	751	1,696
		(41)	94	(388)	15
	<b>(11,653)</b>	(5,400)	(9,951)	363	1,711
	<b>46,965</b>	14,851	26,568	37,327	34,713
	<b>(12,241)</b>	(6,503)	(14,640)	(15,448)	(13,197)
		(80)	(121)	(27)	(415)
	<b>34,724</b>	8,268	11,807	21,852	21,101

14

26 27

28

28



45%

52%

34%

45%

80%

5%

69%

79%

67%

86(3)

5.09



10 11



				571
	XV		XV	7 8
5.67	352			5.46
<hr/>				
	306,000,000	1,036,794,000	1,342,794,000	74.6%
	Virtue Partner Group Limited			
		XV	7 8	XV
		5.46	5.67	352
	18			
	18			



XV 2 3

10%

336

15

(ii)

(i)

4







執業會計師  
Member of Grant Thornton International

Grant Thornton   
均富會計師行

24 58

15

13



	6	<b>89,939</b> <b>(62,467)</b>	70,913 (38,576)
		<b>27,472</b>	32,337
	6	<b>1,267</b> <b>(19,193)</b> <b>(20,688)</b>	2,179 (23,031) (16,277)
	7	<b>(11,142)</b>	(4,792)
	8	<b>(53)</b>	(508)
		<b>(11,195)</b>	(5,300)
	9	<b>(458)</b>	(100)
		<b>(11,653)</b>	(5,400)
	10	<b>(11,653)</b>	(5,359) (41)
		<b>(11,653)</b>	(5,400)
	11		
	12	<b>( 0.7 )</b>	( 0.4 )
	12		



	14	<b>621</b>	1,210
	16	<b>3,555</b>	
		<b>411</b>	2,132
		<b>4,587</b>	3,342
	17	<b>1,693</b>	1,788
	18	<b>7,665</b>	3,521
		<b>9,634</b>	1,876
	19		360
	20	<b>245</b>	
	21	<b>23,141</b>	2
		<b>42,378</b>	3,962
			11,509
	22	<b>7,820</b>	3,680
		<b>3,340</b>	1,279
		<b>498</b>	131
	23		453
	24		377
	25	<b>83</b>	500
		<b>11,741</b>	6,420
		<b>30,637</b>	5,089
		<b>35,224</b>	8,431
	25	<b>500</b>	83
		<b>500</b>	83
		<b>34,724</b>	8,348
	26	<b>18,000</b>	4,605
		<b>16,724</b>	3,663
		<b>34,724</b>	8,268
			80
		<b>34,724</b>	8,348



	15	8	147
		<b>6,000</b>	
	15	<b>3,555</b>	
	21	<b>22,394</b>	3,661
		<b>31,949</b>	3,661
		<b>1,630</b>	332
	23		453
		<b>1,630</b>	785
		<b>30,319</b>	2,876
		<b>30,327</b>	3,023
	26	<b>18,000</b>	4,605
	28	<b>12,327</b>	(1,582)
		<b>30,327</b>	3,023



		(11,195)	(5,300)
		734	1,737
		10	3,500
		(67)	
	31	119	
		3,067	
		5,595	
		(399)	(152)
		53	508
		(2,083)	293
		95	1,235
		(2,476)	3,070
		(4,979)	793
		3,700	262
			(4,381)
		1,147	(38)
		(4,596)	1,234
		399	152
		(53)	(508)
		(256)	(110)
		(4,506)	768
	30	(5,343)	
			1,330
			2,742
		(536)	(281)
		(245)	
		519	
		(5,605)	3,791
		360	
		(453)	453
		29,760	1,820
		500	583
		(377)	(1,170)
		(500)	
		29,290	1,686
		19,179	6,245
		3,962	(2,283)
	21	23,141	3,962



	4,000	13,703		(5,896)	11,807	121	11,928
				(5,359)	(5,359)	(41)	(5,400)
				(5,359)	(5,359)	(41)	(5,400)
	605	1,392			1,997		1,997
		(177)			(177)		(177)
	4,605	14,918		(11,255)	8,268	80	8,348
				(11,653)	(11,653)		(11,653)
				(11,653)	(11,653)		(11,653)
	13,014	15,067			28,081		28,081
		(1,777)			(1,777)		(1,777)
						(80)	(80)
			5,595		5,595		5,595
	381	11,424	(5,595)		6,210		6,210
	18,000	39,632		(22,908)	34,724		34,724



**1.**

KY1-1111, Cayman Islands

Cricket Square, Hutchins Drive, P.O. Box 2681, Grand Cayman  
30 2 12 1209

Limited

FX Creations International Holdings  
Maxitech International Holdings Limited

24 58

**2.**

**2.1**

1	1		
7	1		
8	2		
		8	2
		9	3
		10	4
		11	5
		12	6
			7

- 1
- 2
- 3
- 4
- 5
- 6
- 7



### **3.**

#### **3.1**

4

#### **3.2**

#### **3.3**





3.

3.4

3.8

3.5



### 3.

#### 3.6

- (a) (i) (ii) (iii)
- (b)
- (c)
- (d)
- (e) (a) (d)
- (f) (d) (e)
- (g)

#### 3.7

10%  
20% 30%  
20%



3.

3.8

3.9

3.10



### 3.

#### 3.10



**3.**

**3.10**

**3.11**

**3.12**



**3.**

**3.13**

**3.14**

**3.15**

*(i)*

*(ii)*

**3.16**

*(i)*

*(ii)*



**3.**

**3.17**

**3.18**

**3.19**

**3.20**



**3.**

3.20

3.21

**4.**

4.1

3.8





**4.**

**4.2**

**4.3**

**4.4**

**5.**

(a)

(b)

(c)

(d)

5.

	<b>34,238</b>	39,715	<b>17,865</b>	31,198	<b>37,836</b>		<b>89,939</b>	70,913
	<b>(432)</b>	3,761	<b>1,199</b>	1,219	<b>(2,062)</b>		<b>(1,295)</b>	4,980
							<b>(9,847)</b>	(9,772)
							<b>(11,142)</b>	(4,792)
							<b>(53)</b>	(508)
							<b>(11,195)</b>	(5,300)
							<b>(458)</b>	(100)
							<b>(11,653)</b>	(5,400)
	<b>3,694</b>	4,172	<b>2,445</b>	4,806	<b>7,899</b>	<b>245</b>	<b>14,283</b>	8,978
							<b>32,682</b>	5,873
							<b>46,965</b>	14,851
	<b>3,019</b>	3,577	<b>2,126</b>	103	<b>3,692</b>		<b>8,837</b>	3,680
							<b>3,404</b>	2,823
							<b>12,241</b>	6,503
	<b>355</b>	644		962	<b>8</b>		<b>363</b>	1,606
							<b>371</b>	131
							<b>734</b>	1,737
	<b>494</b>	208			<b>100</b>		<b>594</b>	208
							<b>13</b>	73
							<b>607</b>	281
							<b>10</b>	3,500
							<b>10</b>	3,500
					<b>3,067</b>		<b>3,067</b>	
							<b>3,067</b>	



5.

	<b>67,738</b>	53,664	<b>17,243</b>	5,617	<b>2,176</b>	9,393	<b>2,024</b>	1,744	<b>758</b>	495		<b>89,939</b>	70,913	
	<b>13,169</b>	7,275	<b>1,114</b>	673		1,030				3	<b>32,682</b>	5,870	<b>46,965</b>	14,851
	<b>594</b>	208									<b>13</b>	73	<b>607</b>	281

6.

												<b>89,939</b>	70,913
												<b>399</b>	152
												<b>600</b>	900
													600
												<b>67</b>	
												<b>201</b>	527
												<b>1,267</b>	2,179
												<b>91,206</b>	73,092



7.

---

				<b>399</b>	152
				<b>67</b>	
				<b>330</b>	250
				<b>1,171</b>	1,495
				<b>62,467</b>	38,576
				<b>1,471</b>	3,452
				<b>734</b>	1,737
13				<b>3,424</b>	909
				<b>114</b>	32
				<b>10</b>	3,500
				<b>3,067</b>	
					260
				<b>119</b>	
				<b>10,949</b>	7,867
	13			<b>720</b>	258
				<b>9,120</b>	11,213
				<b>371</b>	377
				<b>3,218</b>	

---

8.

---

				<b>53</b>	508
--	--	--	--	-----------	-----

---



9.

17.5%

17.5%

(a)

			<b>201</b>	110 (10)
			<b>257</b>	
	29			
			<b>458</b>	100
			<b>(11,195)</b>	(5,300)
			<b>(1,935)</b>	(927)
			<b>2,180</b>	851
			<b>(55)</b>	(27)
			<b>49</b>	100
				(82)
				195
			<b>(38)</b>	
			<b>257</b>	(10)
			<b>458</b>	100

(b)

29

10.

16,545,000      11,653,000      5,359,000      10,805,000

11.

12.

1,631,251,472      11,653,000      5,359,000  
 26(ii)      1,234,616,142



**13.**

**13.1**

13.1.1

---

(1)				
(2), (7)	<b>60</b>		<b>676</b>	<b>736</b>
(2), (3)	<b>60</b>		<b>676</b>	<b>736</b>
(2), (4)	<b>60</b>		<b>676</b>	<b>736</b>
(5)	<b>180</b>			<b>180</b>
(5)			<b>676</b>	<b>676</b>
(6)				
(1)				
(1)				
(1)				
(2), (8)	<b>120</b>			<b>120</b>
(2), (9)	<b>120</b>			<b>120</b>
(2), (9)	<b>120</b>			<b>120</b>
	<b>720</b>		<b>2,704</b>	<b>3,424</b>

---



---

(1)				
(2), (7)		100		100
(2), (3)		20		20
(2), (4)				
(5)			313	313
(5)				
(6)			327	11
(6)				338
(1)				
(1)				
(1)				
(2), (8)		47		47
(2), (9)		47		47
(2), (9)		44		44
		258	640	11
				909

---



## 13.

### 13.1

#### 13.1.1

(1)

(2)

(3)

(4)

(5)

(6)

(7)

(8)

(9)

### 13.2

		<b>1,033</b>	795
		<b>16</b>	35
		<b>1,049</b>	830
	1,000,001		1,500,000

14.

	5,061 (1,255)	3,309 (2,621)	3,969 (2,297)	12,339 (6,173)
	3,806	688	1,672	6,166
	3,806	688	1,672	6,166
	(2,841)	73	208	281
	(506)	(317)	(659)	(3,500)
			(914)	(1,737)
	459	444	307	1,210
	2,220 (1,761)	3,382 (2,938)	3,518 (3,211)	9,120 (7,910)
	459	444	307	1,210
	<b>459</b>	<b>444</b>	<b>307</b>	<b>1,210</b>
		<b>104</b>	<b>432</b>	<b>536</b>
		<b>71</b>		<b>71</b>
	<b>(332)</b>	<b>(120)</b>		<b>(452)</b>
	<b>(127)</b>	<b>(254)</b>	<b>(353)</b>	<b>(734)</b>
		<b>(10)</b>		<b>(10)</b>
		<b>235</b>	<b>386</b>	<b>621</b>
		<b>2,841</b>	<b>2,389</b>	<b>5,230</b>
		<b>(2,606)</b>	<b>(2,003)</b>	<b>(4,609)</b>
		<b>235</b>	<b>386</b>	<b>621</b>
			459,000	





15.

		<b>8</b>	64
			83
		<b>8</b>	147
		<b>3,555</b>	
		<b>3,563</b>	147

Super Reach Limited		100
	1	
New Sonic Investments Limited		100
	1	
Multi Merchant Investments Limited	1,000	100
Trigreat Investments Limited		100
	1	
Antex Development Limited		100
	1	
Resource Base Enterprises Limited	100	100
Hugo Point International Limited	100	100



**15.**

---

		100
	500,000	
FX International Limited		100
	1,000,000	
Solid Wealth Limited		100
	1,000	
Million Hero Investments Limited		100
	1,000	
<i>i</i>		100
	2,500,000	
<i>i</i> :	30	
<i>ii</i> :	FX Wealthmark International Limited	

**16.**

---

30	<b>6,622</b>
	<b>(3,067)</b>
	<b>3,555</b>

---

5%

25%



16.

5 3,067,000

17.

18.

90 90

90		<b>7,647</b>	3,485
91 180		<b>4</b>	
181 365			
1		<b>14</b>	36
		<b>7,665</b>	3,521
		<b>5,054</b>	

19.



20.

				234
				11
				245

21.

		3,134	3,962	2,387	3,661
		20,007		20,007	
		23,141	3,962	22,394	3,661

22.

30 90

				7,318	3,229
90				491	400
91	180				51
181	365			11	
1					
				7,820	3,680
				409	



23.

24.

---

	<b>8.75%</b>	377
--	--------------	-----

---

25.

---

		<b>500</b>	83
		<b>83</b>	500
		<b>583</b>	583

---

83,000			10
500,000		4	



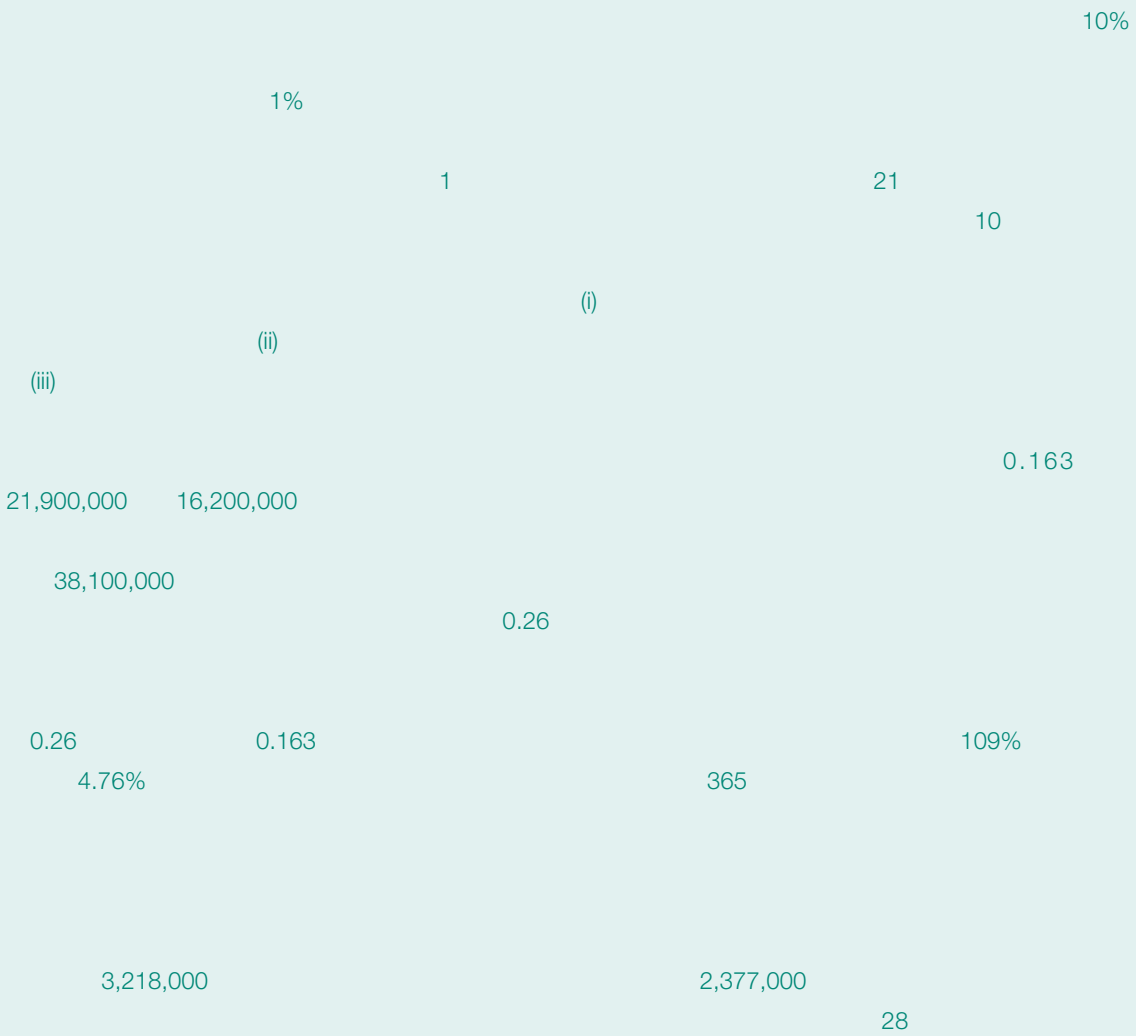
26.

	0.01	10,000,000	100,000	10,000,000	100,000
				400,000	4,000
				60,504	605
				460,504	4,605
	<i>i</i>			15,300	153
	<i>ii</i>			1,286,096	12,861
	<i>iii</i>			38,100	381
				1,800,000	18,000

(i)		0.18	15,300,000		
	30				
(ii)	249,302,000				0.06
		Virtue Partner Group Limited			0.01
	1,036,794,000				
(iii)	0.163	38,100,000			38,100,000



27.



28.

	13,703	45	13,748
	1,392		1,392
	(177)		(177)
		(16,545)	(16,545)
	14,918	(16,500)	(1,582)
	<b>15,067</b>		<b>15,067</b>
	<b>(1,777)</b>		<b>(1,777)</b>
		<b>5,595</b>	<b>5,595</b>
	<b>11,424</b>	<b>(5,595)</b>	<b>5,829</b>
		<b>(10,805)</b>	<b>(10,805)</b>
	<b>39,632</b>	<b>(27,305)</b>	<b>12,327</b>





29.

		<b>1,196</b>	299
		<b>526</b>	461
		<b>1,722</b>	760

30.

		8,500,000	0.18	15,300,000	
0.01		3			
	6,622,000	0.18		2,754,000	
	<i>26(i)</i>				<b>2,754</b>
					<b>5,746</b>
					<b>8,500</b>
					<b>(1,878)</b>
	<i>16</i>				<b>6,622</b>



**30.**

						71
						1,668
						1,418
						403
						(440)
						(1,076)
						(166)
						1,878
						5,746
						(403)
						5,343
						37,836,000
	828,000			113,036,000		
	10,551,000					

**31.**

**31.1**

FX Wealthmark International Limited

						361
						(162)
						199
						(80)
						119
						(119)



32.

	<b>7,876</b>	6,165
	<b>4,178</b>	3,905
	<b>12,054</b>	10,070

33.

	<b>720</b>	898
	<b>2,704</b>	11
	<b>3,424</b>	909

34.

34.1

34.2

34.3



**34.**

34.3

34.4

**35.**

Virtue Partner Group Limited

**36.**

36.1

	21,000,000	456,000,000	597,000,000	120,000,000
		456,000,000	0.6	

	227
	17,176
	272
	281
	10,870
	(887)
	(2,217)
	25,722

**36.2**

425,000,000

255,000,000

**37.**