




MXTECH

MAXITECH INTERNATIONAL HOLDINGS LIMITED

*

8136







.....	1
.....	5
.....	5
.....	6
.....	9
.....	10
.....	10
.....	13
.....	13
.....	14
.....	15
.....	16
.....	17
.....	17
.....	18
.....	19
.....	61
.....	80
.....	86



12

150,000,000

12



597,000,000

760,000,000

456,000,000

0.60

5



120,000,000

Vastwood Ltd.

1.00

571

0.01



Richfield (Holdings) Limited

Virtue Partner

Virtue Partner Group Limited

%

MXTECH

MAXITECH INTERNATIONAL HOLDINGS LIMITED

*

8136

Cricket Square
Hutchins Drive
P.O. Box 2681
Grand Cayman KY1-1111
Cayman Islands

57

8 806B

19.44

*



Richfield (Holdings) Limited

Vastwood Ltd.

1.00

597,000,000

(a) 456,000,000

456,000,000

(b) 120,000,000

120,000,000

(c) 21,000,000



3.98

:

A = x 3.98

A

A

3.98

597,000,000

(a)

(b)

597,000,000



3,000,000

:

B =

B

3,000,000

B

(a)

(b)

(c)

(d)

(i)

(ii)

50%



(e)

(a) (c)

(d)

19.44

3,000,000

(a)



(b)

1.00

10%

10%

456,000,000

:



:

456,000,000

0.60

0.60

•

0.77 22.1%

•

0.54 11.1%

•

10
0.5095 17.8%

1%



(7)

(a)	26	
(b)	25%	
	5,000,000	
760,000,000		42.2%
		29.7%



120,000,000

1%

7%

Virtue Partner

1,036,794,000

0.01

10,400,000

15,000,000

0.06

249,302,000

13,500,000

12,500,000

5,700,000

1,000,000

2,800,000



20

25

15

16,853

12,713

10,496



				13,389
				10,496
			5,300,000	31.4%
		11,600,000	68.6%	
15				
	51			
		15		
	545		90%	



(i)

	306,000,000	17.0	306,000,000	11.9
Virtue Partner	<u>936,794,000</u>	<u>52.0</u>	<u>936,794,000</u>	<u>36.6</u>
	1,242,794,000	69.0	1,242,794,000	48.5
		0.0	760,000,000	29.7
	<u>557,206,000</u>	<u>31.0</u>	<u>557,206,000</u>	<u>21.8</u>
	<u><u>1,800,000,000</u></u>	<u><u>100.0</u></u>	<u><u>2,560,000,000</u></u>	<u><u>100.0</u></u>

(i)

25%

(ii)



25%

•

•

594,000,000

216,700,000

26,800,000

708.6%

50%



(a)	(b)	
(c)	Virtue Partner	1,242,794,000
69.0%		

20.13(1)(b)(i) 3



<u>45,679</u>	<u>70,913</u>	<u>69,893</u>	<u>65,847</u>
(1,980)	(5,300)	(9,728)	644
	(100)	(223)	(281)
<u>(1,980)</u>	<u>(5,400)</u>	<u>(9,951)</u>	<u>363</u>
(1,900)	(5,359)	(10,045)	751
(80)	(41)	94	(388)
<u>(1,980)</u>	<u>(5,400)</u>	<u>(9,951)</u>	<u>363</u>
<u> </u>	<u> </u>	<u> </u>	<u> </u>
<u>(0.29)</u>	<u>(1.3)</u>	<u>(2.51)</u>	<u>0.19</u>
<u> </u>	<u> </u>	<u> </u>	<u> </u>
35,374	14,851	26,568	37,327
(8,558)	(6,503)	(14,640)	(15,448)
	(80)	(121)	(27)
<u>26,816</u>	<u>8,268</u>	<u>11,807</u>	<u>21,852</u>



:

5	70,913 (38,576)	69,893 (36,628)
	<hr/>	<hr/>
	32,337	33,265
5	2,179	681
	(23,031)	(23,596)
	(16,277)	(19,494)
	<hr/>	<hr/>
6	(4,792)	(9,144)
7	(508)	(584)
	<hr/>	<hr/>
	(5,300)	(9,728)
10	(100)	(223)
	<hr/>	<hr/>
	(5,400)	(9,951)
	<hr/> <hr/>	<hr/> <hr/>
11	(5,359)	(10,045)
	(41)	94
	<hr/>	<hr/>
	(5,400)	(9,951)
	<hr/> <hr/>	<hr/> <hr/>
12	<hr/> <hr/>	<hr/> <hr/>
13	(1.3)	(2.51)
	<hr/> <hr/>	<hr/> <hr/>



14	1,210	6,166
		830
	<u>2,132</u>	<u>1,723</u>
	<u>3,342</u>	<u>8,719</u>
		1,434
16	1,788	3,023
17	3,521	6,591
	1,876	2,144
18	360	360
	2	28
		2,742
	<u>3,962</u>	<u>1,527</u>
	<u>11,509</u>	<u>17,849</u>
19	3,680	3,418
	1,279	1,317
	131	167
20	453	
21		4,381
21		3,810
21	377	600
21		947
22	<u>500</u>	
	<u>6,420</u>	<u>14,640</u>
	<u>5,089</u>	<u>3,209</u>



	8,431	11,928
22	<u>83</u>	<u> </u>
	<u><u>8,348</u></u>	<u><u>11,928</u></u>
23	4,605	4,000
25	<u>3,663</u>	<u>7,807</u>
	8,268	11,807
	<u>80</u>	<u>121</u>
	<u><u>8,348</u></u>	<u><u>11,928</u></u>



15	<u>147</u>	<u>17,820</u>
	3,661	2
	<u>3,661</u>	<u>26</u>
	3,661	28
	332	100
20	<u>453</u>	<u>100</u>
	785	100
	<u>2,876</u>	<u>(72)</u>
	<u>3,023</u>	<u>17,748</u>
23	4,605	4,000
25	<u>(1,582)</u>	<u>13,748</u>
	<u>3,023</u>	<u>17,748</u>



4,000	13,703	4,149	21,852	27	21,879
		(10,045)	(10,045)	94	(9,951)
<hr/>	<hr/>	<hr/>	<hr/>	<hr/>	<hr/>
4,000	13,703	(5,896)	11,807	121	11,928
605	1,392		1,997		1,997
	(177)		(177)		(177)
		(5,359)	(5,359)	(41)	(5,400)
<hr/>	<hr/>	<hr/>	<hr/>	<hr/>	<hr/>
<u>4,605</u>	<u>14,918</u>	<u>(11,255)</u>	<u>8,268</u>	<u>80</u>	<u>8,348</u>

	4,000	13,703	104	17,807
			(59)	(59)
<hr/>	<hr/>	<hr/>	<hr/>	<hr/>
	4,000	13,703	45	17,748
	605	1,392		1,997
		(177)		(177)
			(16,545)	(16,545)
<hr/>	<hr/>	<hr/>	<hr/>	<hr/>
<u>4,605</u>	<u>14,918</u>	<u>(16,500)</u>	<u>3,023</u>	



(5,300)	(9,728)
1,737	1,742
3,500	3,500
(152)	(58)
508	584
	1,041
<hr/>	<hr/>
293	(2,919)
1,235	(355)
3,070	1,153
793	1,099
262	(489)
453	
(4,381)	825
(38)	(1)
<hr/>	<hr/>
1,687	(687)
152	58
(508)	(584)
(110)	(699)
<hr/>	<hr/>
1,221	(1,912)
1,330	
2,742	825
	(830)
	1,038
(281)	(3,789)
<hr/>	<hr/>
3,791	(2,756)
1,997	
(177)	
583	
(1,170)	(1,236)
<hr/>	<hr/>
	500



1,233	(736)
6,245	(5,404)
<u>(2,283)</u>	<u>3,121</u>
<u><u>3,962</u></u>	<u><u>(2,283)</u></u>
3,962	1,527
<u> </u>	<u>(3,810)</u>
<u><u>3,962</u></u>	<u><u>(2,283)</u></u>



1.

Century Yard, Cricket
Square, Hutchins Drive, P.O. Box 2681GT, George Town, Grand Cayman, Cayman
Islands, British West Indies

2.

1

27

1

27



1		<i>a</i>	
19		<i>b</i>	
21		<i>b</i>	
39		<i>b</i>	
39		<i>b</i>	
39		<i>b</i>	
4			
6		<i>b</i>	
7		<i>a</i>	
	4	<i>b</i>	
	5	<i>b</i>	
		<i>c</i>	
6			
		<i>d</i>	29
7			
		<i>e</i>	2
8			
		<i>f</i>	
9			

a
b
c
d
e
f

3.

(a)



(b)

(c)

(d)



10%
20% 30%
20%

(e)

(f)

(g)

(h)



(i)

(j)

(k)

(i)

(ii)

(iii)

(iv)

(l)



(m)

(n)

(o)

(i)

(ii)



(p)

4.

(a)

(b)

(c)

(i)

<u>39,715</u>	<u>45,028</u>	<u>31,198</u>	<u>24,865</u>	<u> </u>	<u> </u>	<u>70,913</u>	<u>69,893</u>
<u>3,761</u>	<u>7,637</u>	<u>1,219</u>	<u>(3,457)</u>	<u>(9,772)</u>	<u>(13,324)</u>	<u>(4,792)</u>	<u>(9,144)</u>
						<u>(508)</u>	<u>(584)</u>
						<u>(5,300)</u>	<u>(9,728)</u>
						<u>(100)</u>	<u>(223)</u>
						<u>(5,400)</u>	<u>(9,951)</u>
4,172	8,547	4,806	10,504	5,873	7,517	14,851	26,568
						<u>14,851</u>	<u>26,568</u>
	66	103	27	6,400	14,547	6,503	14,640
						<u>6,503</u>	<u>14,640</u>
644	635	962	911	131	196	1,737	1,742
<u>208</u>	<u>941</u>	<u> </u>	<u>527</u>	<u>73</u>	<u>242</u>	<u>281</u>	<u>1,710</u>

(ii)

<u>53,664</u>	<u>51,660</u>	<u>5,617</u>	<u>3,087</u>	<u>9,393</u>	<u>12,442</u>	<u>1,744</u>	<u>1,876</u>	<u>495</u>	<u>828</u>	<u>70,913</u>	<u>69,893</u>
13,145	16,015	673	7,019	1,030	3,442		92	3		14,851	26,568
<u>281</u>	<u>935</u>		<u>527</u>		<u>248</u>					<u>281</u>	<u>1,710</u>

5.

	<u>70,913</u>	<u>69,893</u>
	152	58
		216
	900	
	600	
	<u>527</u>	<u>407</u>
	<u>2,179</u>	<u>681</u>
	<u>73,092</u>	<u>70,574</u>



6.

		152	58
			249
		<u> </u>	<u>216</u>
		250	230
		1,495	2,190
		38,576	36,628
		1,737	1,742
(8)		909	1,044
		32	
		3,500	
			3,500
		260	
			1,041
		11,319	10,822
	(8)		
		10,573	11,362
		<u>366</u>	<u>340</u>

7.

<u>508</u>	<u>584</u>
------------	------------



8.

161

		313		313	594
		327	11	338	450
100				100	
20				20	
47				47	
47				47	
44				44	
<u>44</u>	<u> </u>	<u> </u>	<u> </u>	<u>44</u>	<u> </u>
<u>258</u>	<u>640</u>	<u>11</u>	<u>909</u>	<u>1,044</u>	

120
138

	640	1,032
	11	12
	<u> </u>	<u> </u>
	<u>909</u>	<u>1,044</u>



	1,000,000	<u>7</u>	<u>2</u>
9.			
	8		
		795	874
		<u>35</u>	<u>36</u>
		<u>830</u>	<u>910</u>
	1,000,000		
10.			
	17.5%	17.5%	
(a)			
		110	150
		<u>(10)</u>	<u>73</u>
		<u>100</u>	<u>223</u>



			(5,300)	(9,728)
	17.5%	17.5%	(927)	(1,702)
			851	965
			(27)	(170)
			100	78
			(82)	(41)
			195	1,020
			(10)	73
			<u>100</u>	<u>223</u>
(b)		26		
11.				
	59,000		16,545,000	
12.				
13.				
		5,359,000	10,045,000	
		421,549,370	400,000,000	



14.

5,010	3,067	2,643	10,720
2,130	242	1,417	3,789
(2,079)		(91)	(2,170)
<u>5,061</u>	<u>3,309</u>	<u>3,969</u>	<u>12,339</u>
(2,841)	73	208	281
<u>(2,841)</u>		<u>(659)</u>	<u>(3,500)</u>
<u>2,220</u>	<u>3,382</u>	<u>3,518</u>	<u>9,120</u>
752	2,260	1,510	4,522
503	361	878	1,742
		(91)	(91)
<u>1,255</u>	<u>2,621</u>	<u>2,297</u>	<u>6,173</u>
506	317	914	1,737
<u>1,761</u>	<u>2,938</u>	<u>3,211</u>	<u>7,910</u>
<u>459</u>	<u>444</u>	<u>307</u>	<u>1,210</u>
<u>3,806</u>	<u>688</u>	<u>1,672</u>	<u>6,166</u>
<u>4,258</u>	<u>807</u>	<u>1,133</u>	<u>6,198</u>
			459,000

15.

64	64
83	17,756
<u>147</u>	<u>17,820</u>



Resource Base		100
Enterprises Limited	100	
Multi Merchant		100
Investments Limited	1,000	
	500,000	100
FX International Limited		100
	1,000,000	
Solid Wealth Limited		100
	1,000	
Million Hero		100
Investments Limited	1,000	
Easy Jet Limited		100
	50,000	
Join Forever Limited		100
	1,000	
Fresh Design Group		100
Limited	1,000	
	1,000,000	60
		100
	100	
16.		
17.		
		90
90		



90		3,485	5,570
91	180		1,013
181	365		4
1		<u>36</u>	<u>4</u>
		<u><u>3,521</u></u>	<u><u>6,591</u></u>
18.			

19.

90		3,229	2,748
91	180	400	190
181	365	51	
1			<u>480</u>
		<u><u>3,680</u></u>	<u><u>3,418</u></u>

			480
		<u>3,680</u>	<u>2,938</u>
		<u><u>3,680</u></u>	<u><u>3,418</u></u>

20.



21.

	<u>4,381</u>
	<u>3,810</u>
377	<u>600</u>
	947
	<u>(947)</u>

22.

	<u>583</u>	
	<u>(500)</u>	
	<u>83</u>	

10

23.


10,000,000,000

0.01

<u>10,000,000,000</u>	<u>10,000,000,000</u>	<u>100,000</u>	<u>100,000</u>
400,000,000	400,000,000	4,000	4,000
60,504,000		605	
<u>460,504,000</u>	<u>400,000,000</u>	<u>4,605</u>	<u>4,000</u>
60,504,000			



24.



25.



26.

299	1,149
<u>461</u>	<u>397</u>
<u><u>760</u></u>	<u><u>1,546</u></u>

299	1,149
<u>152</u>	<u>88</u>
<u><u>451</u></u>	<u><u>1,237</u></u>

27.

	<u>76</u>		<u>9,738</u>
<u></u>	<u><u>76</u></u>	<u></u>	<u><u>9,738</u></u>

28.



6,165	8,498
<u>3,905</u>	<u>3,582</u>
<u>10,070</u>	<u>12,080</u>

29.

14,960,000

0.06

232,552,000

249,302,000

Richport Assets Richport Assets
Richport

Assets

Richport Assets

Richport Assets

6,000,000

30.



:

4	25,193	35,780	13,220	18,406
	(13,209)	(18,400)	(7,210)	(9,908)
	<hr/>	<hr/>	<hr/>	<hr/>
	11,984	17,380	6,010	8,498
	991	1,187	833	928
	(8,851)	(12,227)	(4,501)	(6,027)
	(5,633)	(6,106)	(2,928)	(3,307)
	<hr/>	<hr/>	<hr/>	<hr/>
	(1,509)	234	(586)	92
	(38)	(291)	(16)	(149)
	<hr/>	<hr/>	<hr/>	<hr/>
5	(1,547)	(57)	(602)	(57)
6	<hr/>	<hr/>	<hr/>	<hr/>
	(1,547)	(57)	(602)	(57)
	<hr/>	<hr/>	<hr/>	<hr/>
	(1,467)	(57)	(522)	(57)
	(80)		(80)	
	<hr/>	<hr/>	<hr/>	<hr/>
	<u>(1,547)</u>	<u>(57)</u>	<u>(602)</u>	<u>(57)</u>
8	<hr/>	<hr/>	<hr/>	<hr/>
7	<hr/>	<hr/>	<hr/>	<hr/>
	0.25	0.01	0.07	0.01
	<hr/>	<hr/>	<hr/>	<hr/>
	<hr/>	<hr/>	<hr/>	<hr/>



	597	1,210
	195	
	<u>1,225</u>	<u>2,132</u>
	<u>2,017</u>	<u>3,342</u>
	1,914	1,788
9	3,676	3,521
	13,505	1,876
		360
	2	2
	13,000	
	<u>1,260</u>	<u>3,962</u>
	<u>33,357</u>	<u>11,509</u>
10	6,023	3,680
	1,497	1,279
	98	131
	453	453
	154	377
	<u>333</u>	<u>500</u>
	<u>8,558</u>	<u>6,420</u>
	<u>24,799</u>	<u>5,089</u>
	26,816	8,431



		<u>83</u>
	<u>26,816</u>	<u>8,348</u>
11	7,479	4,605
	<u>19,337</u>	<u>3,663</u>
	26,816	8,268
		<u>80</u>
	<u>26,816</u>	<u>8,348</u>



	(8,787)	(393)
	(457)	(534)
	<u>19,542</u>	<u>63</u>
	10,298	(864)
	<u>3,962</u>	<u>(2,283)</u>
	<u><u>14,260</u></u>	<u><u>(3,147)</u></u>
	14,260	532
	<u> </u>	<u>(3,679)</u>
	<u><u>14,260</u></u>	<u><u>(3,147)</u></u>



4,000	13,703	(5,896)	11,807		11,807
		(57)	(57)		(57)
<u>4,000</u>	<u>13,703</u>	<u>(5,953)</u>	<u>11,750</u>	<u></u>	<u>11,750</u>

4,605	14,918	(11,255)	8,268	80	8,348
2,493	12,465		14,958		14,958
	(1,153)		(1,153)		(1,153)
381	5,829		6,210		6,210
		(1,467)	(1,467)	(80)	(1,547)
<u>7,479</u>	<u>32,059</u>	<u>(12,722)</u>	<u>26,816</u>	<u></u>	<u>26,816</u>



1.

Cricket Square, Hutchins
Drive, P.O. Box 2681, Grand Cayman KY 1-1111, Cayman Islands

2.

34

3.



	1		1	
		7	1	
7				29
				2
8				
				3
9			4	

1
2
3
4

4.

- (a)
- (b)
- (c)



(a)

<u>15,348</u>	<u>21,490</u>	<u>9,845</u>	<u>14,290</u>			<u>25,193</u>	<u>35,780</u>
<u>1,161</u>	<u>3,421</u>	<u>1,486</u>	<u>1,649</u>	<u>(4,156)</u>	<u>(4,836)</u>	<u>(1,509)</u>	<u>234</u>
						<u>(38)</u>	<u>(291)</u>
						<u>(1,547)</u>	<u>(57)</u>
						<u>(1,547)</u>	<u>(57)</u>
735	7,381	6,253	12,785	28,386	5,405	35,374	25,571
						<u>35,374</u>	<u>25,571</u>
	2,578	6,023	1,451	2,535	9,671	8,558	13,700
						<u>8,558</u>	<u>13,700</u>
280	325	240	481	2	76	522	882
<u>329</u>	<u>6</u>				<u>71</u>	<u>329</u>	<u>77</u>



(b)

<u>19,600</u>	<u>26,211</u>	<u>3,113</u>	<u>2,409</u>	<u>1,062</u>	<u>5,922</u>	<u>1,231</u>	<u>1,026</u>	<u>187</u>	<u>212</u>	<u>25,193</u>	<u>35,780</u>
<u>34,365</u>	<u>16,329</u>		<u>5,290</u>	<u>1,009</u>	<u>3,918</u>		<u>34</u>			<u>35,374</u>	<u>25,571</u>
<u>329</u>	<u>72</u>				<u>5</u>					<u>329</u>	<u>77</u>

5.

	<u>38</u>	<u>291</u>	<u>16</u>	<u>149</u>
	<u>522</u>	<u>882</u>	<u>132</u>	<u>456</u>

6.

7.

522,000	1,467,000			
		57,000	57,000	
			718,098,152	597,499,967
			400,000,000	



8.

9.

90

90

90		2,401	3,485
91	180	1,254	
181	365		
		<u>21</u>	<u>36</u>
		<u><u>3,676</u></u>	<u><u>3,521</u></u>

10.

90		3,981	3,229
91	180	2,042	400
181	365		
		<u>51</u>	
		<u><u>6,023</u></u>	<u><u>3,680</u></u>



11.

10,000,000,000	0.01	<u>10,000,000,000</u>	<u>100,000</u>
		460,504,000	4,605
		38,100,000	381
		<u>249,302,000</u>	<u>2,493</u>
		<u><u>747,906,000</u></u>	<u><u>7,479</u></u>

38,100,000

287,402,000



2 4

3	45,679	54,154	20,486	18,374
	(26,982)	(28,968)	(13,773)	(10,568)
	18,697	25,186	6,713	7,806
	2,147	1,432	1,156	245
	(14,928)	(17,754)	(6,077)	(5,527)
	(7,834)	(8,710)	(2,201)	(2,604)
	(1,918)	154	(409)	(80)
	(62)	(435)	(24)	(144)
	(1,980)	(281)	(433)	(224)
4		(4)		(4)
	(1,980)	(285)	(433)	(228)
	(1,900)	(285)	(433)	(228)
	(80)			
	(1,980)	(285)	(433)	(228)
6				
5	(0.29)	(0.07)	(0.06)	(0.06)



1.

Cricket Square, Hutchins
Drive, P.O. Box 2681, Grand Cayman KY 1-1111, Cayman Islands

RAM LCD DVD

2.

3.

24,322	29,638	8,974	8,148
14,591	24,516	4,746	10,226
6,766		6,766	
<u>45,679</u>	<u>54,154</u>	<u>20,486</u>	<u>18,374</u>

4.

17.5%



5.

	433,000	1,900,000			
		228,000	285,000		757,551,652
650,278,879					
401,265,084	405,060,335				

6.

	4,000	13,703	(5,896)	11,807		11,807
	605	1,215		1,820		1,820
			(285)	(285)		(285)
	<u>4,605</u>	<u>14,918</u>	<u>(6,181)</u>	<u>(13,342)</u>		<u>(13,342)</u>

	4,605	14,918	(11,255)	8,268	80	8,348
	2,493	12,465		14,958		14,958
		(1,153)		(1,153)		(1,153)
	153	2,601		2,754		2,754
		(162)		(162)		(162)
	381	5,829		6,210		6,210
			(1,900)	(1,900)	(80)	(1,980)
	<u>7,632</u>	<u>34,498</u>	<u>(13,155)</u>	<u>(28,975)</u>		<u>(28,975)</u>

Certified Public Accountants
Member of Grant Thornton International

Grant Thornton 
均富會計師行

II

I

Vastwood Limited

10,000

10,000

1

1

30

2 12

1209

(
)



3.340

I.

A.

5	16,853
	<u>(2,512)</u>
	14,341
5	4
	<u>(1,632)</u>
7	12,713
8	<u>2,217</u>
	<u><u>10,496</u></u>

B. 於二零零七年三月三十一日之資產負債表

	附註	港幣千元
資產及負債		
非流動資產		
物業、廠房及設備	11	193
流動資產		
應收賬款	12	1,011
訂金及其他應收款		687
應收一名股東之款項	13	8,075
銀行及現金結餘	14	3,423
		<u>13,196</u>
流動負債		
應計負債及其他應付款		676
稅項撥備		2,217
		<u>2,893</u>
流動資產淨值		<u>10,303</u>
資產淨值		<u><u>10,496</u></u>
權益		
田生地產權益持有人應佔權益		
股本	15	—
儲備		10,496
		<u>10,496</u>
權益總額		<u><u>10,496</u></u>



C.

12,713
(4)
<u>27</u>
12,736
(1,011)
(687)
<u>676</u>
<u>11,714</u>
4
<u>(220)</u>
<u>(216)</u>
(8,075)
<u>(8,075)</u>
3,423
<u>3,423</u>
<u>3,423</u>



D.

<u> </u>	<u>10,496</u>	<u>10,496</u>
<u><u> </u></u>	<u><u>10,496</u></u>	<u><u>10,496</u></u>

II.

1.

30 2 12 1209

2.

1		1	
7			1
8		2	
	9		3
	10		4
	11		5
	12		6



1

2

3

4

5

6

3.

(a)

4

(b)

(c)



(d)

$33\frac{1}{3}\%$

(e)



(f)

(g)

(h)



(i)

(j)

(k)

(l)



(m)

(n)

(i)

:

;

;

;



(ii) ;

(iii) ;

(iv) ;

(v) (i) (iv) ;

(vi) (iv) (v)

(vii)

4.

(i)

3(d)

(ii)



(iii)

5.

:

16,853

4

16,857

6.



7.

27

260

6

1,014

38

737

503

8.

(a)

17.5%

2,217



(b)

:

12,713

17.5%

2,225

(1)

27

(34)

2,217

9.

(a)

19

Richfield (Holdings) Limited Richfield Holdings

19



(b)

:

1,032

1,000,000

10.

11.

220
(27)

193

220
(27)

193



12.

30 90

:

0 30

1,011

1,011

=====

13.

14.

15.

10,000

1

10,000

=====

1

1

1

=====

10,000

10,000

1

1



16.

:

$$\begin{array}{r} 780 \\ 455 \\ \hline 1,235 \\ \hline \hline \end{array}$$

17.

18.

:

$$\begin{array}{r} 260 \\ \hline \hline \end{array}$$



19.

(a)

(b)

(c)

(d)



20.

Richfield Holdings

Richfield Holdings

21.

22.

57

8 806B



7.31(1)

	597	193			790
	195				195
	1,225				1,225
	<u> </u>	<u> </u>	594,000	3	<u>594,000</u>
	2,017	193			<u>596,210</u>
	1,914				1,914
	3,676	1,011			4,687
	13,505	687			14,192
Richfield Holdings		8,075	(8,075)	6	
	2				2
	13,000		(13,000)	4	
	<u>1,260</u>	<u>3,423</u>	<u>(1,260)</u>	5	<u>3,423</u>
	<u>33,357</u>	<u>13,196</u>			<u>24,218</u>



Richfield Holdings			6,161	6	6,161
	6,023				6,023
	1,497	676			2,173
	98	2,217			2,315
	453				453
	154				154
	333				333
	<u>8,558</u>	<u>2,893</u>			<u>17,612</u>
	<u>24,799</u>	<u>10,303</u>			<u>6,606</u>
	<u>26,816</u>	<u>10,496</u>			<u>602,816</u>
			120,000	1	120,000
			266,106	7	266,106
					<u>386,106</u>
	<u>26,816</u>	<u>10,496</u>			<u>216,710</u>
	7,479				7,479
	<u>19,337</u>	<u>10,496</u>	179,398	8	<u>209,231</u>
	<u>26,816</u>	<u>10,496</u>			<u>216,710</u>



1. 597,000,000

21,000

120,000

456,000

597,000

2. Richfield Holdings
3,000,000

Richfield Holdings

Richfield Holdings
Richfield Holdings

10,496

(3,000)

Richfield Holdings

7,496

(7,496)

Richfield Holdings

10,496

(7,496)

3,000

3. 597,000,000 1
3,000,000 2



4.			13,000,000		1
5.				1,260,000	
	1				
6.					
			1	21,000	
			4	(13,000)	
			5	<u>(1,260)</u>	
	Richfield Holdings				6,740
	Richfield Holdings			(8,075)	
			2	<u>7,496</u>	<u>(579)</u>
	Richfield Holdings				<u><u>6,161</u></u>
		6,740,000			Virtue Partner
	Group Limited				
			6,740,000	9,400,000	
7.			1		39
	12.0258%				
		189,894,000			
	266,106,000	456,000,000	1	189,894,000	
8.					
				7	189,894
				2	(7,496)
				2	<u>(3,000)</u>
					<u><u>179,398</u></u>

執業會計師
Member of Grant Thornton International

Grant Thornton 
均富會計師行

7 7 7.31
7

7 7.31(7)



300

7 7.31(1)

a.

b.

c.

7 7.31(1)

57

8 806B



(a)

(b)

(c)

10,000,000,000

100,000,000

1,800,000,000

18,000,000

760,000,000

7,600,000

2,560,000,000

25,600,000

(a)

XV

XV 7 8



XV 2 3


10%

(c)

(i)

(ii)

(iii)





30

485



2,033,000 :

500
1,533

2,033

15.7%

15%

Virtue Partner



(a)

0.033 60,504,000

(b)

(c)

Trigreat Investments Limited
8,500,000
1,000,000 1.00

(d)

Virtue Partner Virtue Partner 0.01
1,036,794,000

(e)



6 14

(a)

(b)

(c)

(d)

(e)

(f)

(g)

(h)

(i)

(a)

28

26



(b) (the University of British
Columbia)

(c)

(d) 5.28 5.29

(e)